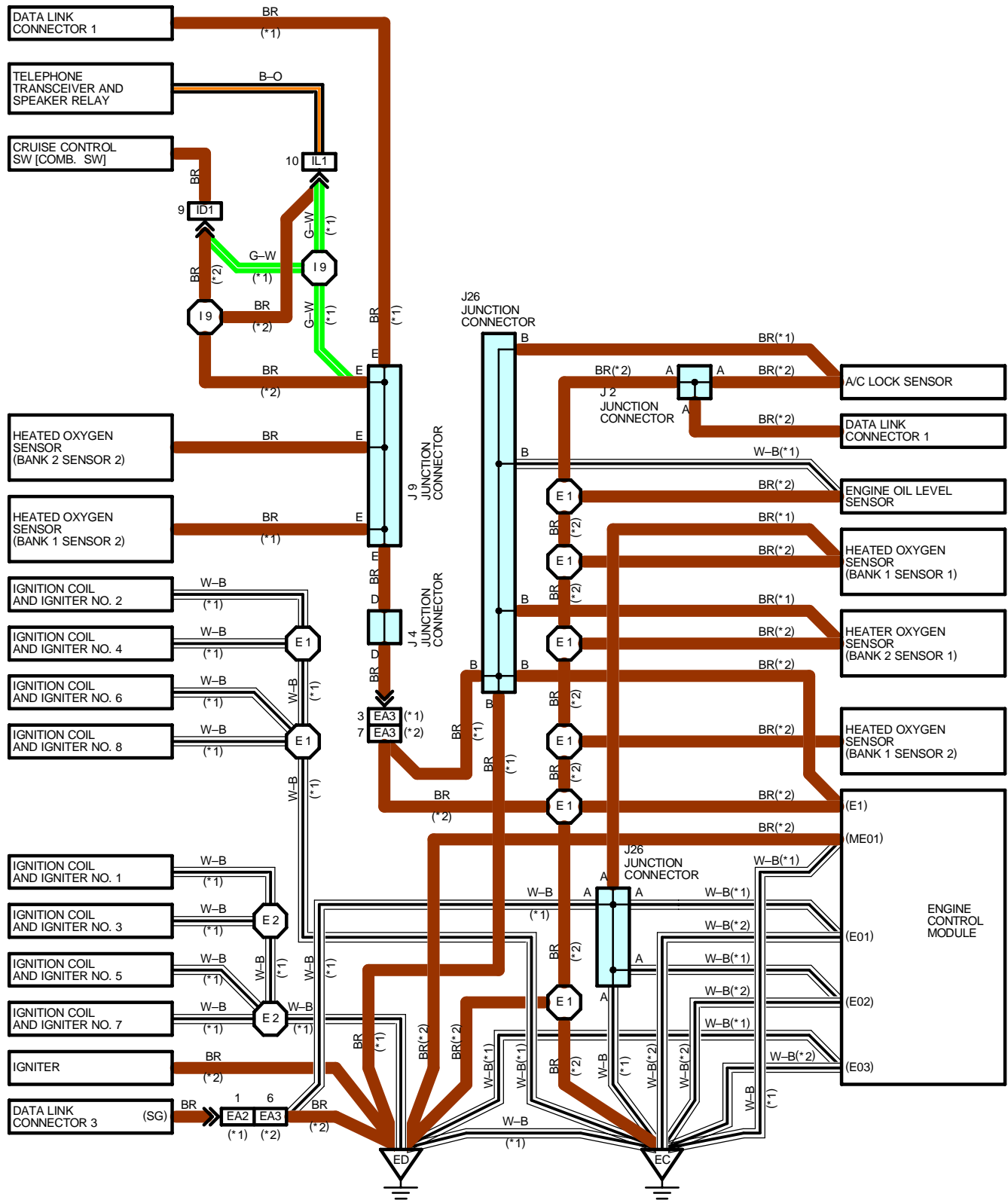
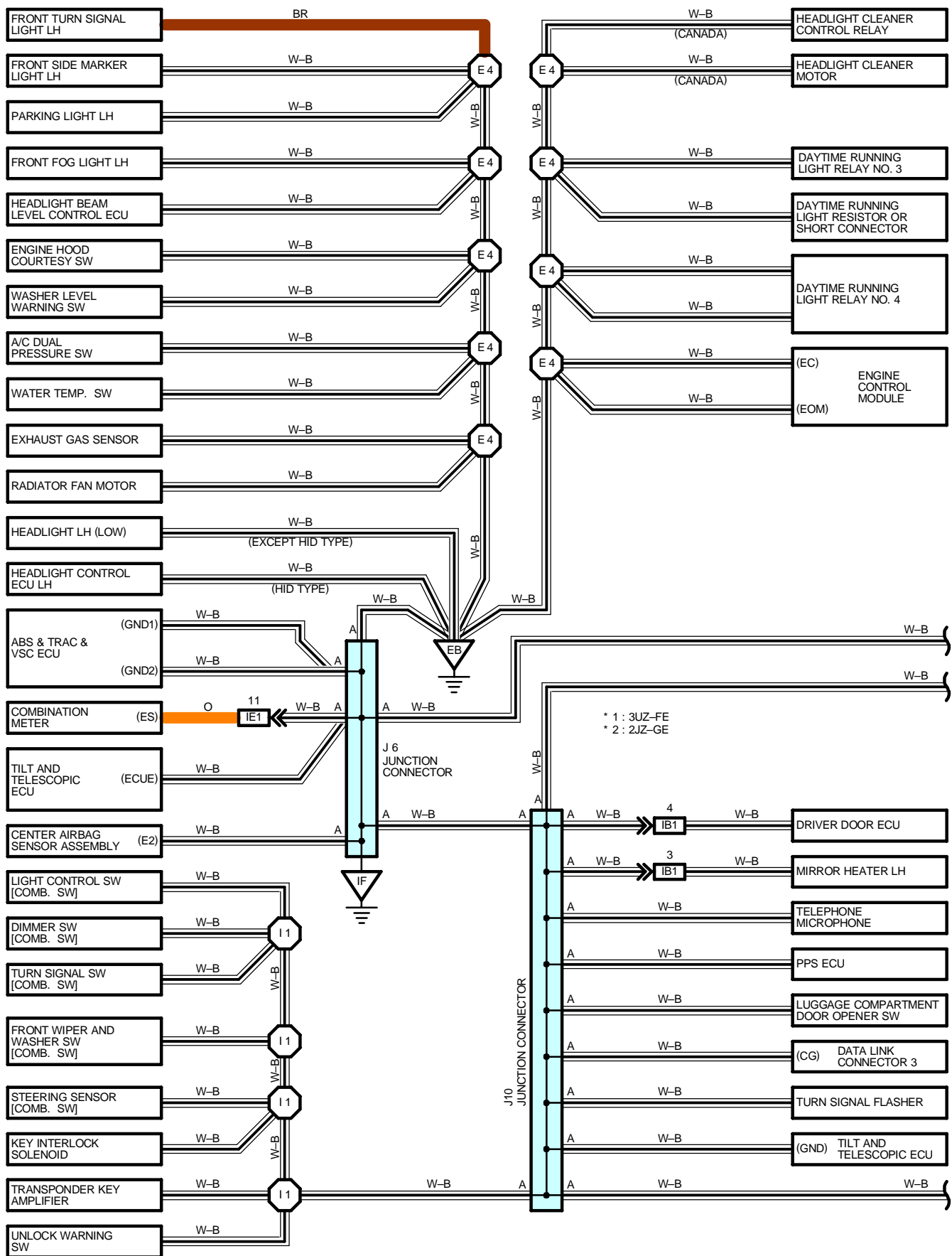
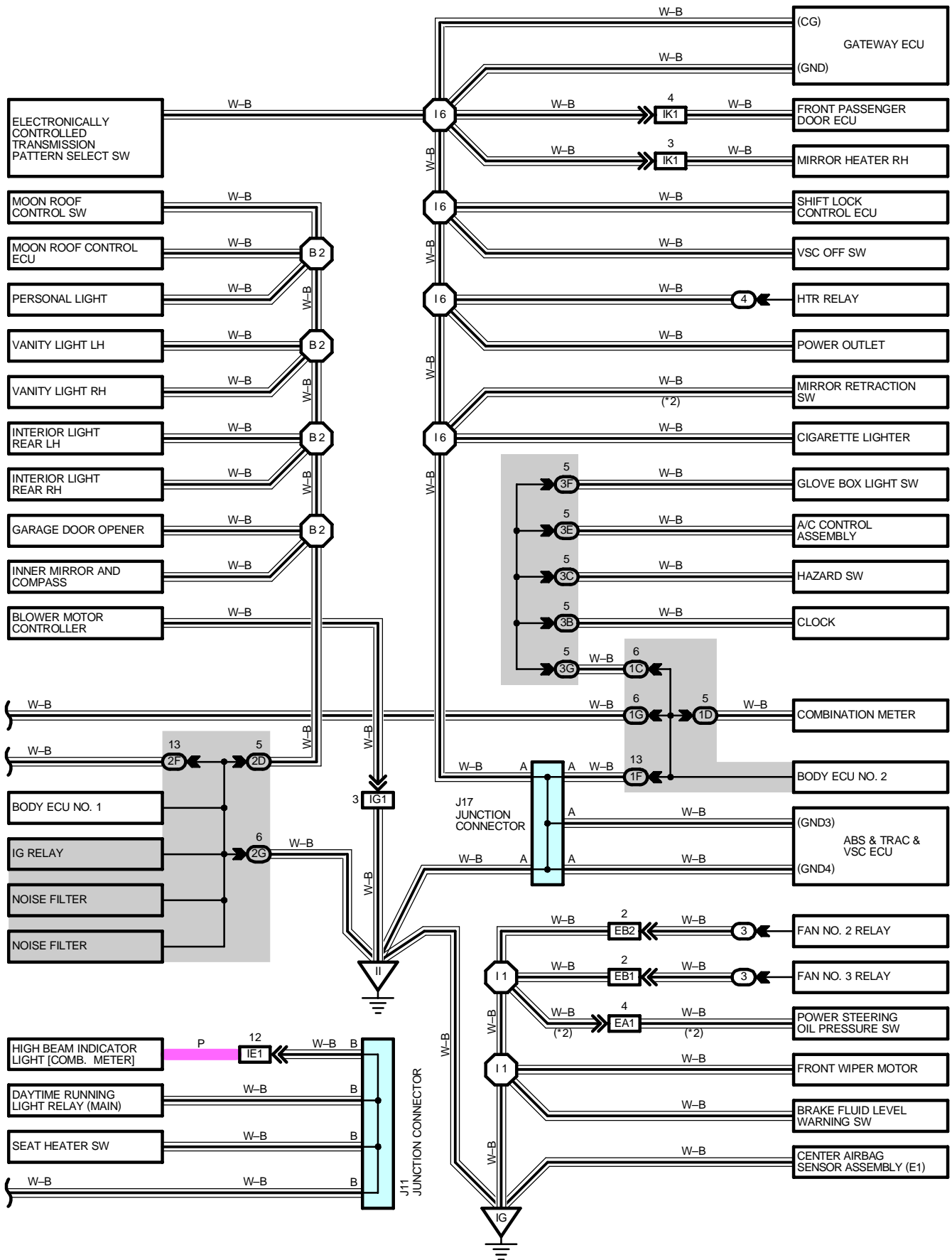


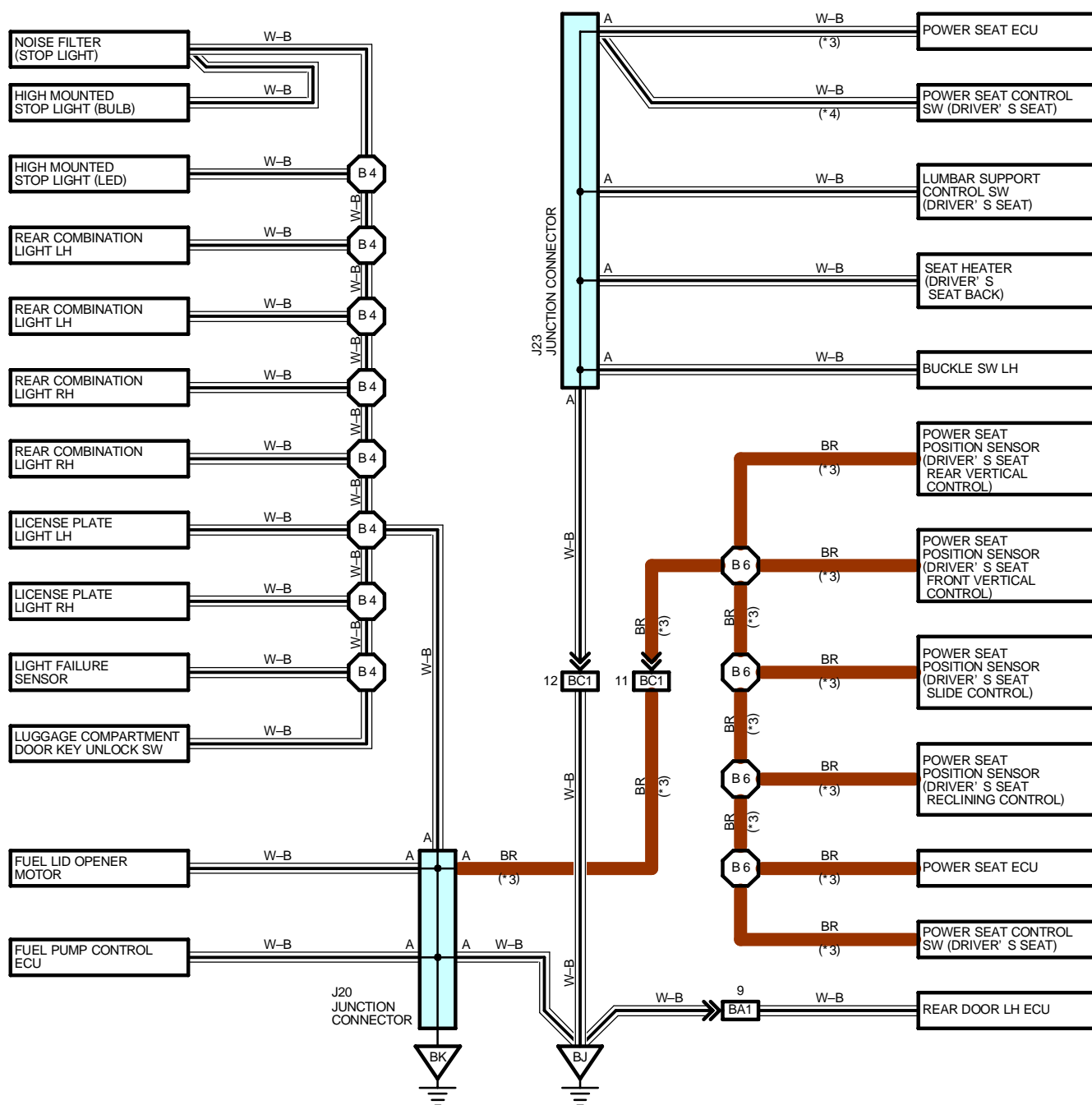
I GROUND POINT





I GROUND POINT

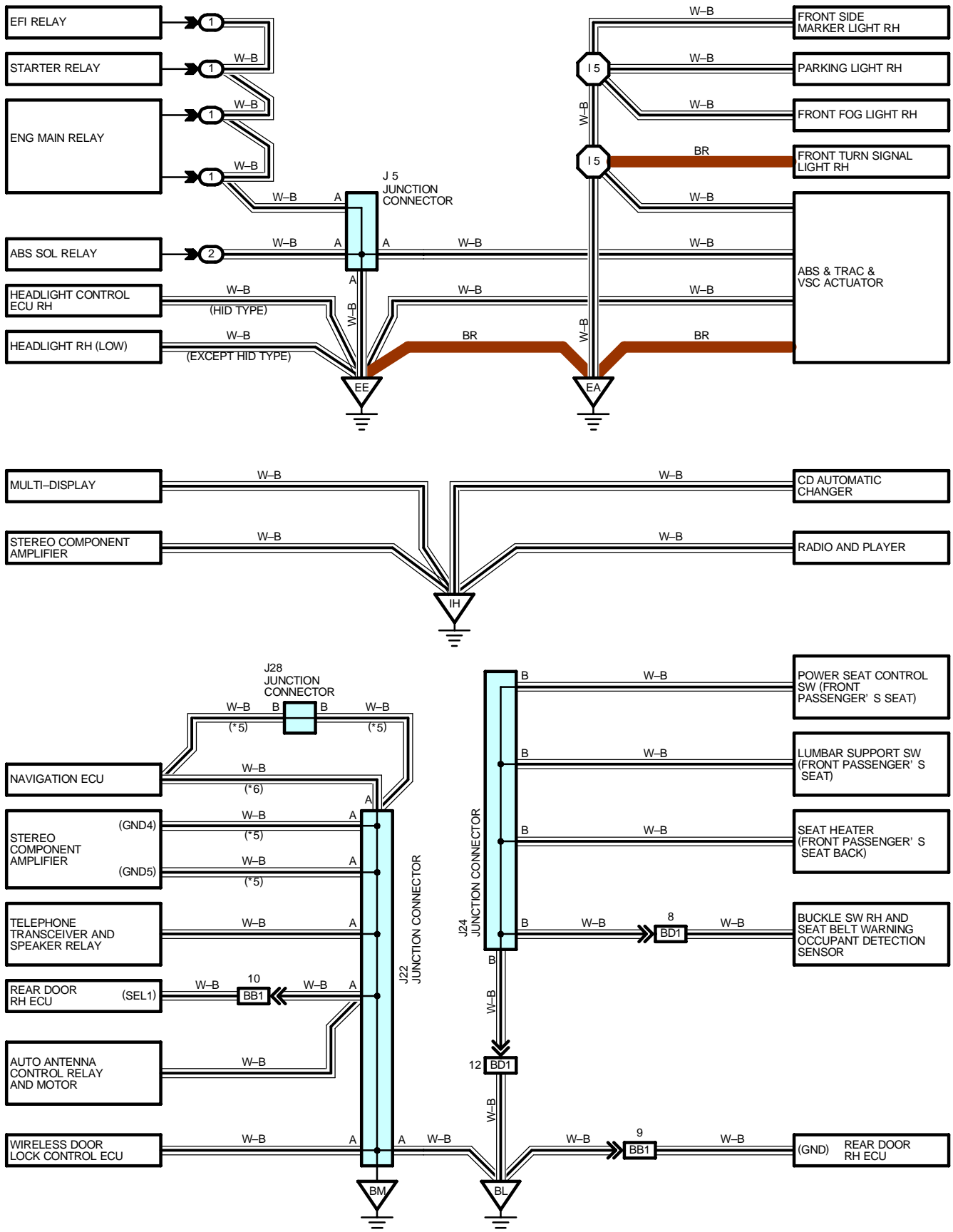




* 2 : 2JZ-GE
 * 3 : W/ DRIVING POSITION MEMORY
 * 4 : W/O DRIVING POSITION MEMORY

I GROUND POINT

* 5 : MARK LEVINSON
* 6 : EXCEPT MARK LEVINSON



: PARTS LOCATION

Code	See Page	Code	See Page	Code	See Page
J2	41 (2JZ-GE)	J9	43	J23	46
J4	39 (3UZ-FE)	J10	43	J24	46
	41 (2JZ-GE)	J11	43	J26	39 (3UZ-FE)
J5	39 (3UZ-FE)	J17	43	J28	44
	41 (2JZ-GE)	J20	44		
J6	43	J22	44		

: RELAY BLOCKS

Code	See Page	Relay Blocks (Relay Block Location)
1	24	Engine Room No.1 R/B (Engine Compartment Right)
2	25	Engine Room No.2 R/B (Engine Compartment Left)
3	26	Engine Room No.3 R/B (Engine Compartment Left)
4	27	Passenger Side R/B (Right Kick Panel)

: JUNCTION BLOCK AND WIRE HARNESS CONNECTOR

Code	See Page	Junction Block and Wire Harness (Connector Location)
1C	28	Instrument Panel Wire and Driver Side J/B (Left Kick Panel)
1D		
1F	28	Cowl Wire and Driver Side J/B (Left Kick Panel)
1G	29	
2D	30	Roof Wire and Passenger Side J/B (Right Kick Panel)
2F	30	Cowl Wire and Passenger Side J/B (Right Kick Panel)
2G	31	
3B	32	Instrument Panel Wire and Instrument Panel J/B (Instrument Panel Reinforcement Center)
3C		
3E	33	
3F		
3G		

: CONNECTOR JOINING WIRE HARNESS AND WIRE HARNESS

Code	See Page	Joining Wire Harness and Wire Harness (Connector Location)
EA1	50 (2JZ-GE)	Engine Wire and Cowl Wire (Inside of the ECU Box)
EA2	48 (3UZ-FE)	
EA3	48 (3UZ-FE)	
	50 (2JZ-GE)	
EB1	48 (3UZ-FE)	Cowl Wire and Relay Block Wire (Inside of the Engine Room No.3 R/B)
EB2	50 (2JZ-GE)	
	48 (3UZ-FE)	
EB2	50 (2JZ-GE)	
IB1	52	Front Door LH Wire and Cowl Wire (Left Kick Panel)
ID1	52	Cowl Wire and Cowl Wire (Left Side of the Instrument Panel Reinforcement)
IE1	52	Instrument Panel Wire and Cowl Wire (Left Side of the Steering Column)
IG1	52	Cowl Wire and Blower Sub Wire (Left Side of the Blower Unit)
IK1	54	Front Door RH Wire and Cowl Wire (Right Kick Panel)
IL1	54	Floor No.1 Wire and Cowl Wire (Right Kick Panel)
BA1	56	Rear Door LH Wire and Floor No.2 Wire (Under the Center Pillar LH)
BB1	56	Rear Door RH Wire and Floor No.1 Wire (Under the Center Pillar RH)
BC1	58	Floor No.2 Wire and Front Seat LH Wire (Under the Driver's Seat)
BD1	58	Floor No.1 Wire and Front Seat RH Wire (Under the Front Passenger's Seat)

I GROUND POINT



: GROUND POINTS

Code	See Page	Ground Points Location
EA	48 (3UZ-FE)	Right Fender
	50 (2JZ-GE)	
EB	48 (3UZ-FE)	Left Fender
	50 (2JZ-GE)	
EC	48 (3UZ-FE)	RH Bank of the Cylinder Head
	50 (2JZ-GE)	Front Side of the Intake Manifold
ED	48 (3UZ-FE)	LH Bank of the Cylinder Head
	50 (2JZ-GE)	Rear Side of the Intake Manifold
EE	48 (3UZ-FE)	Under the ABS & TRAC & VSC Actuator
	50 (2JZ-GE)	
IF	52	Left Kick Panel
IG	52	Left Side of the Cowl Panel
IH	52	Instrument Panel Brace RH
II	52	Right Side of the Cowl Panel
BJ	56	Rear Floor Partition Panel LH
BK	56	Quarter Panel LH
BL	56	Rear Floor Partition Panel RH
BM	56	Quarter Panel RH



: SPLICE POINTS

Code	See Page	Wire Harness with Splice Points	Code	See Page	Wire Harness with Splice Points
E1	48 (3UZ-FE)	Engine Wire	I5	54	Engine Room Main Wire
	50 (2JZ-GE)		I6	54	Cowl Wire
E2	48 (3UZ-FE)		I9		
E4	48 (3UZ-FE)	Cowl Wire	B2	56	Roof Wire
	50 (2JZ-GE)		B4	56	Floor No.2 Wire
I1	54		B6	58	Front Seat LH Wire

